

# Issue Status Distribution of Assets by Asset Type


This gadget displays **assets related** issues according to forms.

Click **Add Gadget** button in your favourite dashboard and type AIP in search bar to filter Assets and Inventory Plugin gadgets.

Scroll down to **AIP Report - Issue Status Distribution by form** and click Add gadget button.


## Add a gadget

[Manage gadgets](#) ×



Displays sum of assets grouped by form.


[Show XML link](#)



**AIP Report - Issue Status Distribution by form**  
By Snapbytes • Local Add gadget

This pie chart report displays issue status distribution of asset related issues, that is grouped by forms


[Show XML link](#)



**AIP Report - Issue Status Distribution of Assets by Date Fields**  
By Snapbytes • Local Add gadget

Displays issue status counts of assets within an interval of date fields such as: created, updated, resolved.

[Show XML link](#)



**AIP Report - Periodic Issue statuses based on Asset** Add gadget

You can filter your report by selecting form drop down and see the count of statuses for your asset related issues.

Report :  

